

# FORD

## 515 and 501 MOWERS

**Quality**  
HAY MAKERS



**New, High-Speed, Pitmanless 515 Mower**  
**Fast, Smooth, Quiet**


[www.ntractorclub.com](http://www.ntractorclub.com)



# 515

## a New Mower to Speed up Haying

Leafy, well-cured, high quality hay is what you're after. Getting your cutting and raking done so you can bale during fair weather is the way to do it . . . but that's not always easy. High speed equipment will help . . . it's the best advantage you can get. That's why Ford built this new 515 Mower with capacity up to 7 acres per hour, and clean cutting at tractor speeds as fast as 9 mph.



### Look at this all-new sickle drive

★ More rugged

★ Minimum vibration

★ Works in any position

It's heavy to absorb vibration . . . it's simple for more trouble-free work . . . it's built to last for years.

Power flows fast and smooth from V-belt to sickle because 8 ball and roller bearings support this drive . . . there's even a sealed ball bearing at the knife head.

Mounted low and solid on the cutterbar, the drive absorbs chatter and noisy vibration . . . just enough is left to clear hay off the cutterbar. Gone, too, is cutterbar "flutter" because drive and knife work in the same plane.

Two more advantages come from mounting the drive directly on the bar. The knife stays down snug against ledger plates for clean cutting the full length of the sickle. And, unlike a pitman mower, this drive works in any position for mowing banks and ditches.


**The 515 Cuts Clean.** Take a look at the stubble behind the 515 . . . it's cut clean . . . no ragged, torn off stems. And the mower pulls easy because a slanting pull bar reduces inner shoe weight on the ground.

# Exclusive New Breakback



At high speeds you need a dependable breakback. The 515 is protected by the new spring-controlled trip which works every time. It can't "freeze" with rust or dirt. Pivoting from the **left side** the bar raises as it swings back in a wide 45° arc allowing it to clear the obstruction. The frame is protected from shock loads, the cutterbar stays in alignment. Re-latching from the tractor seat is easy . . . weight of the bar swings it forward to cutting position when raised. No other breakback works and adjusts so easily. You can do it by hand for easy access to tractor.

**You're in the Field Earlier.** The 515 attaches quickly to Ford tractors. No heavy lifting or skinned knuckles. A double-purpose wrench fits most of the nuts and bolts and serves as a storage stand. Top link of the tractor hitch adjusts cutterbar tilt up or down. Register is built in, requires no adjustment. Cutterbar lead is easily set. There's no belt change when you change sheaves . . . a single V-belt fits 9", 10½", 12" or 14½" drive sheaves. And quick-change ledger plates come as standard equipment—no extra cost for this convenient feature.




**High Strength.** Tubular steel frame is strong without excessive weight . . . keeps mower in truer alignment. The cutterbar is made of extra strength steel—with extra width at the inner shoe—for high speed, heavy-duty service.



**In transport** position, a handy spring-loaded latch locks the bar . . . no support rod to bother with, no loose parts to get lost.



# 501



## **501 . . . America's Largest Selling Mower** **Dependable Mowing At Low Cost**

The 501 is the Ford mower that has proved its economy and durability to thousands of owners. American farmers have bought more Ford 501's than any other make of mower, and there are good reasons for its wide popularity.

**In performance . . .** the 501, equipped with 8 foot cutterbar, will cut 5 acres per hour at ground speeds up to 6 mph.

**In design . . .** it's a simple, single unit that mounts in minutes to the 3-point hitch of Ford and other tractors. No separate parts or brackets to mislay, no heavy lifting. Easy-to-make adjustments meet a wide range of cutting conditions.


### **Owners Say "Smooth Running"**

The 501 is an unusually smooth running pitman mower because the heavy flywheel is well balanced and the weight of the entire mower effectively absorbs vibration. Flexible mount on tractor plus simple design and precision construction further reduce vibration and noise.


Compact, and close-coupled, the 501 handles easily in tough mowing conditions. Tractor hydraulics raise the cutterbar 15 inches at the inner shoe, 24 inches at the outer shoe. This feature provides ample clearance for obstructions, lets you work in "tight" spots and facilitates finishing lands.




# The Ford 501 is Rugged . . . Easy to Work With




**Rugged Design.** Welded tubular frame for extra strength and more rigid alignment of working parts. Heavy duty universal joints provide long life. Tough, hardwood pitman is laminated with waterproof adhesive, resists warping and splitting.



**High Quality Bearings.** Main drive, flywheel shaft, and pitman pin run on tapered roller bearings for smooth-running, long life. Universal joints have tough needle bearings. Lubrication is simple, easy to reach—only 11 pressure fittings.



**Easy Knife Changing.** Spring-loaded, quick attaching clamp provides convenient knife changing—no tools needed. Built to maintain knife register through a wide range of cutterbar positions. Inner clip designed to reduce wear and knife replacement.



**Quick Change Ledger Plates.** Standard equipment on both 501 and 515 Mowers. Use of grooved pins instead of rivets permits quick, easy replacement of ledger plates. Just drive a pin in or out—no need to remove guard. Tough, heavy duty malleable guards are used on both mowers.




**Extra Strength Cutterbar.** Wider at the inner shoe and tapered along its length, the cutterbar is stronger than ordinary mower bars. Use of high-carbon steel assures long life. Durable swathboard is reinforced by steel plate so it won't split.

**Breakback Protection** prevents major mower damage should you strike an obstacle. The drive belt stays in alignment as cutterbar swings back. Backing the tractor resets the cutterbar without getting off the tractor.

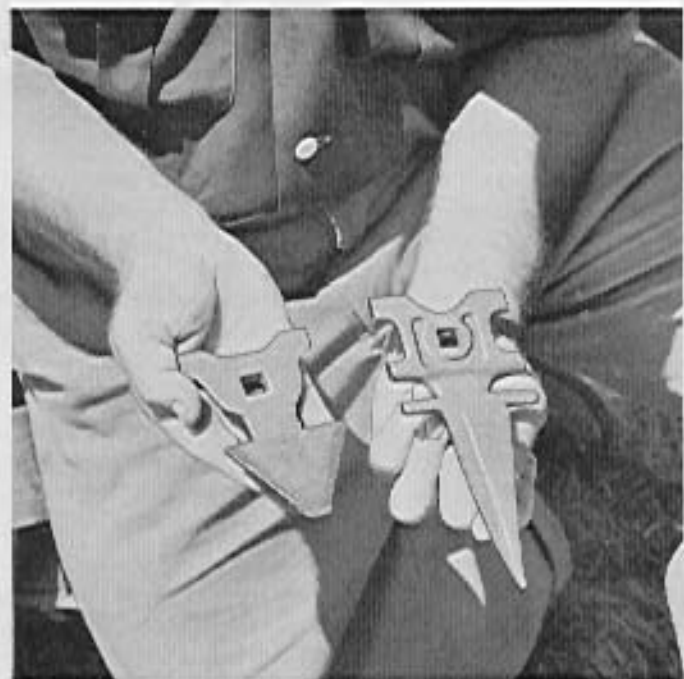
# These Options and Accessories Fit Both Ford Mowers

**Choice of Frame Widths**—Both 515 and 501 mowers are available with 2 frames. The narrow frame is designed for use with tractor wheel spacings up to 56 inches. For wheel spacings up to 76 inches, the wide frame mower permits you to go from cultivating to mowing, and back to cultivating without changing tractor wheel treads.

**Three Cutterbar Lengths**—Choice of 6', 7' or 8' lengths. The cutterbars are built with heavy,  $\frac{3}{4}$ -inch steel, wider at the inner shoe, tapering toward the end. Integral inner shoes have extra strength for long life.




**Plain or Serrated Sections**—Serrated knife sections are case hardened for strength and long life. Plain knives are made of shock-absorbing, soft-center steel with hardened cutting edges. Half sections, used on the outer end of the bar, will often reduce plugging next to divider board.



**Cut-Free Guards**—In tangled, matted crops and where trash is a problem, these special guards effectively reduce plugging and delays. May be used on one or both ends, or on the entire bar, for more trouble-free mowing.

**Four Drive Sheaves Available**—To match sickle speed and tractor transmission, for the best cutting job with the least wear, you can choose either 9", 10 $\frac{1}{2}$ ", 12" or 14 $\frac{1}{2}$ " drive sheaves. Ask your dealer about the sheave best suited to your tractor and mowing conditions.

**Transport Lock**—Prevents mower from dropping or settling during transport when used with older tractors without live hydraulics.



**Clipping Wheel**—Replaces outer shoe and swath-board and provides cutting height of 1 to 9 inches. Recommended for mowing where stones, stumps and brush are prevalent, and for clipping weeds in pastures and new seedings.

## SPECIFICATIONS


### 515 and 501 Mowers

<b>Cutting width</b> .....	6, 7 and 8-feet	
<b>Knife speed</b> .....	Up to 2100 strokes per minute	
	<b>515</b>	<b>501</b>
<b>Transport clearance</b>	12 inches	15 inches
<b>Drive</b>	Wobble Shaft	Pitman
<b>Weight</b>	480 to 532 lbs.	454 to 476 lbs.

*Design, materials and/or specifications are subject to change without notice and without liability therefore.*



## See Ford's Complete Line of High Quality Hay Makers



Mowers, rakes, conditioners and balers plus the revolutionary new 612 Forage Harvester are quality-built Ford Hay Tools that can substantially reduce your costs of producing milk and meat. Ask your Ford Tractor and Implement Dealer to show you all the latest new Blue Line equipment from Ford.

**New Ford 530 Baler** has capacity to turn out big tonnage per day. Makes 14 x 18 inch bales, twine or wire tie.

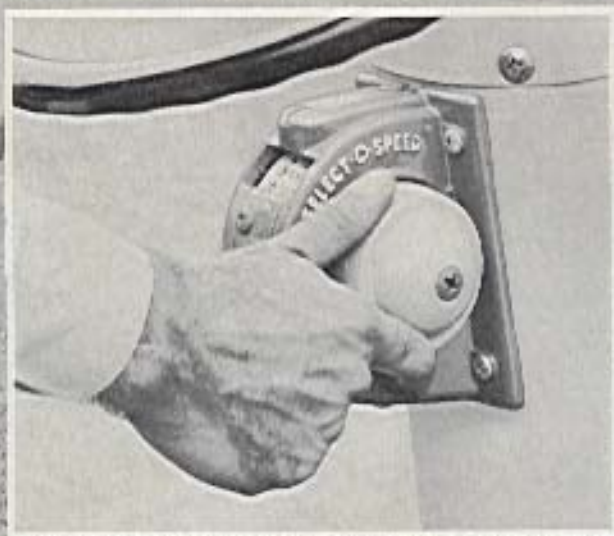
**Ford 503 Rake** saves leaves because it's the only rake that "fans" hay off the teeth into fluffy, fast-curing windrows.

**Ford 510 Hay Conditioner** cures hay as much as 50% faster, often helps you get higher quality hay into storage ahead of showers.

**Exclusive auger-cutterbar** feeding of the new Ford 612 Forage Harvester chops row crops and hay . . . crop attachments are far simpler, easier to operate than conventional machines.



# FORD 515 and 501 MOWERS



## Mowing with Select-O-Speed instantly matches travel speed to field conditions

Slow down for rough ground, speed up when the going is good . . . SELECT-O-SPEED lets you power shift forward speeds up or down instantly for precise travel control, and there's no change in PTO speed. It makes mowing a much easier job than you've known with the old "stop-to-shift" tractor transmission. With a Ford Tractor you'll also like engaging the PTO on-the-go . . . no stopping the tractor to start your mower. It's another Ford convenience to help you finish field work faster.

If you need a side-mounted mower, see the series 502.



YOUR

# FORD

TRACTOR AND IMPLEMENT DEALER

PRODUCTS OF



MOTOR COMPANY

MEDINA TRACTOR SALES  
144 NORTH COURT ST.  
MEDINA, OHIO - PH: PA. 2-9034